

IEC Appliance Inlet C20, Snap-in Mounting, Front Side, Solder or Quick-connect Terminal



IEC C20 connector
 Snap-in mounting from front side
 Solder/quick connect terminals



IEC C20 connector
 Snap-in mounting from front side
 Solder/quick connect terminals
 Snap-in version



See below:
[Approvals and Compliances](#)

Description

- Panel mount :
 Snap-in , front side
- Appliance Inlet , Pin temperature 70 °C , protection class I or II
- Safety of electrical appliances for household and similar purposes.
 Meets the requirements for appliances in unattended use. This includes the enhanced requirements of glow wire tests acc. to IEC 60695-2-11 or -12 & -13.
- Solder / Quick Connect

References

Alternative: version with line filter [5130](#); [C20F](#)

Weblinks

[pdf data sheet](#), [html datasheet](#), [General Product Information](#), [Approvals](#), [Distributor-Stock-Check](#), [Accessories](#), [Detailed request for product](#)

V-Lock as a standard corresponding to V-Lock mating cordset. The cord latching system prevents against accidental removal of the cordset.

Technical Data

Ratings IEC	16A / 250VAC; 50Hz	Appliance inlet/-outlet	C20 or C24 acc. to IEC 60320-1, UL 60320-1, CSA C22.2 no. 60320-1 (for cold conditions) pin-temperature 70 °C, 16A, Protection Class I or II
Ratings UL/CSA	20A / 250 VAC; 60Hz		
Dielectric Strength	> 2 kVAC between L-N > 2 kVAC between L/N-PE (1 min/50Hz)		
Allowable Operation Temperature	-25 °C to 70 °C		
IP-Protection	front side IP30 acc. to IEC 60529		
Protection against electric shock	Suitable for appliances with protection class I or II acc. to IEC 61140		
Terminal	Solder / Quick Connect		
Panel Thickness S	Snap-in: 1/1.2/1.5/2/2.5/3 mm		
Material: Housing	Thermoplastic, black / white, UL 94V-0		

Approvals and Compliances

Detailed information on product approvals, code requirements, usage instructions and detailed test conditions can be looked up in [Details about Approvals](#)

SCHURTER products are designed for use in industrial environments. They have approvals from independent testing bodies according to national and international standards. Products with specific characteristics and requirements such as required in the automotive sector according to IATF 16949, medical technology according to ISO 13485 or in the aerospace industry can be offered exclusively with customer-specific, individual agreements by SCHURTER.

Approvals

The approval mark is used by the testing authorities to certify compliance with the safety requirements placed on electronic products.

Approval Reference Type: 4793

Approval Logo	Certificates	Certification Body	Description
	VDE Approvals	VDE	Certificate Number: 40030341
	UL Approvals	UL	UR File Number: E96454
	CCC Approvals	CCC	CCC Certificate Number: 2019180204008809, 2019180204011844



Product standards

Product standards that are referenced

Organization	Design	Standard	Description
	Designed according to	IEC 60320-1	Appliance couplers for household and similar general purposes
	Designed according to	UL 60320-1	Standard for Attachment Plugs and Receptacles
	Designed according to	CSA C22.2 no. 60320-1	General Use Receptacles, Attachment Plugs, and Similar Wiring Devices








Application standards

Application standards where the product can be used

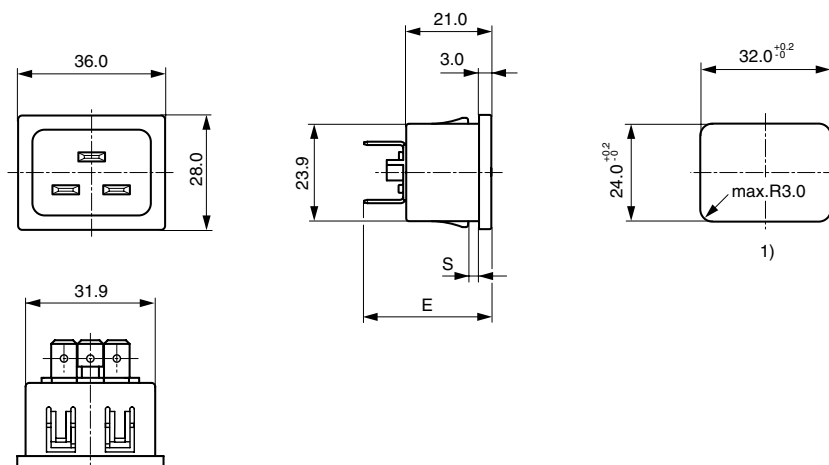
Organization	Design	Standard	Description
	Suitable for applications acc.	IEC/UL 62368-1	Audio/video, information and communication technology equipment - Part 1: Safety requirements
	Suitable for applications acc.	IEC 60335-1	Safety of electrical appliances for household and similar purposes. Meets the requirements for appliances in unattended use. This includes the enhanced requirements of glow wire tests acc. to IEC 60695-2-11 or -12 & -13.

Compliances

The product complies with following Guide Lines

Identification	Details	Initiator	Description
	CE declaration of conformity	SCHURTER AG	The CE marking declares that the product complies with the applicable requirements laid down in the harmonisation of Community legislation on its affixing in accordance with EU Regulation 765/2008.
	UKCA declaration of conformity	SCHURTER AG	The UKCA marking declares that the product complies with the applicable requirements laid down in the British Amendment of Regulation (EC) 765/2008.
	RoHS	SCHURTER AG	Directive RoHS 2011/65/EU, Amendment (EU) 2015/863
	China RoHS	SCHURTER AG	The law SJ / T 11363-2006 (China RoHS) has been in force since 1 March 2007. It is similar to the EU directive RoHS.
	REACH	SCHURTER AG	On 1 June 2007, Regulation (EC) No 1907/2006 on the Registration, Evaluation, Authorization and Restriction of Chemicals 1 (abbreviated as "REACH") entered into force.
		SCHURTER AG	V-Lock system are based on a matching plug-dose combination. The connector is equipped with a notch intended for use with the latching cordset. The cord latching system prevents against accidental removal of the cordset.
	White Paper Glow wire test	SCHURTER AG	Meets the requirements of IEC 60335-1 for appliances in unattended use. This includes the enhanced requirements of glow wire tests acc. to IEC 60695-2-11 or -12 & -13.

Dimensions [mm]



1) Panel cut-out

E: Solder terminals: 28.5 mm

E: Quick connect terminals 6.3 x 0.8 mm: 31.5 mm

Variants

Protection Class	Color	Panel mounting	Panel Thickness s [mm]	Terminal	Order Number
I	black	Snap-in	1	Quick connect terminals 6.3 x 0.8 mm	4793.3000
I	black	Snap-in	1.2	Quick connect terminals 6.3 x 0.8 mm	4793.8000
I	black	Snap-in	1.5	Quick connect terminals 6.3 x 0.8 mm	4793.4000
II	black	Snap-in	1.5	Quick connect terminals 6.3 x 0.8 mm	4793.4010
I	black	Snap-in	2	Quick connect terminals 6.3 x 0.8 mm	4793.5000
I	black	Snap-in	2.5	Quick connect terminals 6.3 x 0.8 mm	4793.6000
I	black	Snap-in	3	Quick connect terminals 6.3 x 0.8 mm	4793.7000
I	black	Snap-in	1	Solder terminals 3.8 x 0.8 mm	4793.3200
I	black	Snap-in	1.2	Solder terminals 3.8 x 0.8 mm	4793.8200
I	black	Snap-in	1.5	Solder terminals 3.8 x 0.8 mm	4793.4200
II	black	Snap-in	1.5	Solder terminals 3.8 x 0.8 mm	4793.4210
I	black	Snap-in	2	Solder terminals 3.8 x 0.8 mm	4793.5200
I	black	Snap-in	2.5	Solder terminals 3.8 x 0.8 mm	4793.6200
I	black	Snap-in	3	Solder terminals 3.8 x 0.8 mm	4793.7200

Availability for all products can be searched real-time: <https://www.schurter.com/en/info-center/support-tools/stock-check-distributors>

Packaging unit

100 Pcs

Accessories

Description



Wire_Harness
 Wire harness for SCHURTER products



RC320
 Rear Cover for Power Entry Module



Cord_retaining_kits
 Cord retaining strain relief

Flat head, L 4700.0011

Mating Inlets/Plugs

Category / Description



[Appliance Inlet Overview complete](#)

GSP4, Mounting: Screw, additional ground terminal IP20, Appliance Inlet, C20

GSP4

Mating Outlets/Connectors



[Connector Overview complete](#)

4795, Mounting: Power Cord, Cable Connector: IEC C19

4795

4790, Mounting: Power Cord, Screw Connector: IEC C19

4790

0104U, Mounting: Power Supply Cord, Screw clamps Connector: IEC C19

0104U

Mating Outlets/Connectors shuttered



[Connector Overview complete](#)

4799, Mounting: Power Cord, Cable Connector: IEC C19

4799



[Power Cord Overview complete](#)

VAC19KS, Overview, V-Lock cord retaining, diverse Connector IEC C19, diverse, black

VAC19KS